




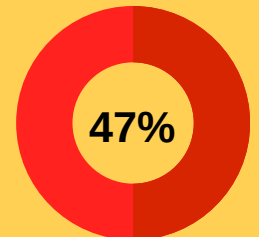
Annual Report FY 2018

MFA HAS FOUR SOURCES OF INCOME

ENTERING ARTISTS LAST 10 YEARS

 4846

ARTISTS FROM ALL 50 STATES, DC, AND 5 CANADIAN PROVINCES HAVE ENTERED MFA EXHIBITIONS. ARTISTS LIVING OUTSIDE MARYLAND REPRESENT 47% OF ALL ENTERING ARTISTS

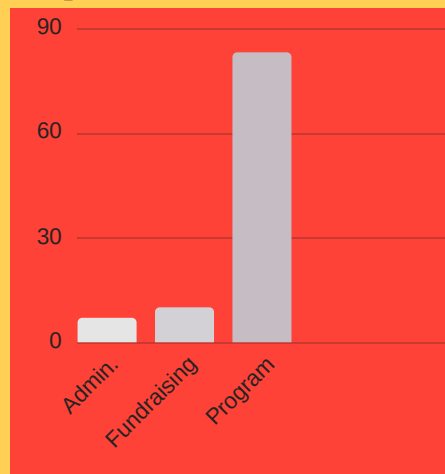


MFA is expanding the footprint of Art in Annapolis

MOST OF MFA'S EXHIBITIONS TAKE PLACE IN CIRCLE GALLERY, AN ADAPTIVE REUSE OF AN 1840'S ERA WAREHOUSE, BUT MFA ALSO PARTNERS WITH BUSINESSES AND NONPROFITS THROUGHOUT MARYLAND TO BRING CURRENT ART CREATED BY LIVING ARTISTS TO THE PUBLIC



Expenses



TOTAL INCOME: \$291,357
TOTAL EXPENSES: \$300,075

FY 2018 STATISTICS
EXHIBITIONS: 34
ATTENDANCE: 25,000+
MEMBERSHIP: 695

2019

MFA EXHIBITIONS

January	Winter Member Show - Circle Gallery Visual Harmony* - Maryland Hall MFA @ Lowe House - House of Delegate Building
February	Focal Point* - Circle Gallery Visual Harmony - Maryland Hall MFA @ Lowe House - House of Delegate Building
March	Melange - Circle Gallery MFA @ Lowe House - House of Delegate Building
April	Art on Paper - Circle Gallery
May	Spring Member Show - Circle Gallery
June	Paint Annapolis - Circle Gallery Eye of the Beholder* - Circle Gallery
July	Mid-Summer Madness- Circle Gallery MFA @ Gallery B - Bethesda
August	American Landscapes* - Circle Gallery Waverly Street Gallery - Bethesda
September	Fall Member Show - Circle Gallery
October	Collector's Choice - MFA Fundraiser
November	Strokes of Genius* - Circle Gallery
December	Small Wonders*- Circle Gallery

*entry open to any artist in North America

In addition:

Six two-month solo and duo exhibitions at Paul's Homewood Cafe

Three solo exhibitions in Holley Gallery

Six online exhibitions in Curve Gallery

Partnerships with Annapolis Maritime Museum, Hospice of the Chesapeake, Hospice Cup, Maryland Hall for the Creative Arts and the Maryland Avenue & State Circle Business Association